

**INDEPENDENT AUDITORS' REPORT
TO THE TRUSTEES OF
MAR BASELIIOUS EDUCATIONAL AND CHARITABLE TRUST**

Report on the Financial Statements

We have audited the accompanying financial statements of Mar Baseliious Educational and Charitable Trust ("the Trust"), which comprise the Balance Sheet as at 31st March 2022 and Income and Expenditure Account for the year then ended and a summary of the significant accounting policies and other explanatory information.

Management's Responsibility for the Financial Statements

The Trust's Management is responsible for the preparation of these financial statements that give a true and fair view of the financial position, financial performance and cash flows of the Trust in accordance with the Accounting Standards applicable to non corporate entities issued by Institute of Chartered Accountants of India in accordance with the accounting principles generally accepted in India. This responsibility includes the design, implementation and maintenance of internal control relevant to the preparation and presentation of the financial statements that give a true and fair view and are free from material misstatement, whether due to fraud or error.

Auditors' Responsibility

Our responsibility is to express an opinion on these financial statements based on our audit. We conducted our audit in accordance with the Standards on Auditing issued by the Institute of Chartered Accountants of India. Those Standards require that we comply with ethical requirements and plan and perform the audit to obtain reasonable assurance about whether the financial statements are free from material misstatement.

An audit involves performing procedures to obtain audit evidence about the amounts and the disclosures in the financial statements. The procedures selected depend on the auditor's judgment, including the assessment of the risks of material misstatement of the financial statements, whether due to fraud or error. In making those risk assessments, the auditor considers internal control relevant to the Trust's preparation and fair presentation of the financial statements in order to design audit procedures that are appropriate in the circumstances, but not for the purpose of expressing an opinion on the effectiveness of the Trust's internal control. An audit also includes evaluating the appropriateness of the accounting policies used and the reasonableness of the accounting estimates made by the Management, as well as evaluating the overall presentation of the financial statements

We believe that the audit evidence we have obtained is sufficient and appropriate to provide a basis for our audit opinion.



Opinion

In our opinion and to the best of our information and according to the explanations given to us, the aforesaid financial statements give a true and fair view in conformity with the accounting principles generally accepted in India:

- a) In the case of the Balance Sheet, of the state of affairs of the Trust as at 31st March 2022;
- b) In the case of the Income and Expenditure Account, of the excess of expenditure over income of the Trust for the year ended on that date; and

Report on Other Legal and Regulatory Requirements

We report that:

- a) We have obtained all the information and explanations which to the best of our knowledge and belief were necessary for the purposes of our audit.
- b) In our opinion, proper books of account as required by law have been kept by the Trust so far as it appears from our examination of those books.
- c) The Balance Sheet, the Income and Expenditure Account dealt with by this Report are in agreement with the books of account.
- d) In our opinion, the Balance Sheet, Income and Expenditure Account comply with the Accounting Standards applicable to non corporate entities issued by the Institute of Chartered Accountants of India.

Date: 28-09-2022

Place: Kothamangalam

UDIN: 22214117AXFTYW8130



For Noble George

Chartered Accountants

C.A. NOBLE GEORGE B.Com., FCA, DISA(ICA)

Chartered Accountant

M.No. 214117

Mar Thoma Cheryapally Building

Opp. Revenue Tower

Kothamangalam - 686 691

Notes to financial statements

1. Trust Information

Mar Baselious Educational and Charitable Trust (MBECT) is a non-profit, non-governmental and 12A Registered (Income Tax Act, 1961) charitable organization which was established in the year 2009. The Trust is owned by the Mar Thoma Cheria Pally, Kothamangalam and it has been registered under Indian Trusts Act. The trust has been functioning in Kothamangalam, Kerala.

Mar Baselious Institute of Technology and Science (MBITS) is an engineering college run by Mar Baselious Educational and Charitable Trust from 2009. The institution has 5 branches at Under Graduate level and 4 branches at Post Graduation level with a total intake of 516.

2. Significant accounting policies

2.1 Basis of accounting and preparation of financial statements:

The financial statements are prepared under the historical cost convention, on the accrual basis of accounting and in accordance with accounting principles generally accepted in India and comply with the accounting standards issued by the Institute of Chartered Accountants of India (ICAI).

The Trust is classified as a Level I enterprise as defined by the scheme of applicability of accounting standards issued by ICAI. Accordingly, the Trust is required to comply with all mandatory accounting standards prescribed by the ICAI.

2.2 Use of estimates

The preparation of financial statements in conformity with Indian GAAP requires the management to make judgments, estimates and assumptions that affect the reported amounts of revenues, expenses, assets and liabilities and the disclosure of contingent liabilities, at the end of the reporting period. Although these estimates are based on the management's best knowledge of current events and actions, uncertainty about these assumptions and estimates could result in the outcomes requiring a material adjustment to the carrying amounts of assets or liabilities in future periods.

2.3 Fixed Assets and Depreciation:

Fixed assets are carried at historical cost less accumulated depreciation and impairment losses, where applicable. The Trust capitalizes all costs relating to the acquisition and installation of fixed assets. Cost comprises the purchase price and any attributed cost of bringing the asset to its working condition for its intended use. Depreciation on assets is provided on the Written down Value Method at the following rates based on the management's estimate of the useful life of the asset.

2.4 Employee benefits

- **Short term employee benefits**

All short term employee benefits such as salaries, wages, and other benefits which falls due within 12 months of the period in which employee renders the related services which entitle him to avail such benefits and non-accumulating compensated absences are recognized on an undiscounted basis and charged to the Income and Expenditure Account.



- **Provident fund**

The eligible employees of the trust are entitled to receive benefits under provident fund, a defined contribution plan, in which both employees and the trust make monthly contribution at a specified percentage of the covered employees' salary. The trust is generally liable for annual contributions and any shortfall in the fund assets based on the Government specified minimum rate of returns or pension and recognizes such contributions and shortfall, if any, as an expense in the year incurred.

2.5 Revenue recognition:

Revenue is recognized to the extent that it is probable that the economic value will flow to the Trust and the revenue can be reliably measured.

Incomes arising from services are recognized on accrual basis. Interest income on bank deposits is accounted on accrual basis.

2.6 Borrowing cost

Borrowing cost includes interest, ancillary costs incurred in connection with the arrangement of borrowings and exchange difference arising from foreign currency borrowings to the extent they are regarded as adjustment to the interest cost.

Borrowing costs that are directly attributable to the acquisition, construction or production of qualifying assets are capitalized. The other costs are charged to the Income and Expenditure Account.

2.7 Provisions, contingent liabilities and contingent assets:

Provisions are recognized only when the Trust has present or legal or constructive obligation as a result of past events for which it is probable that an outflow of economic benefit will be required to settle the transaction and a reliable estimate can be made for the amount of the obligation. Contingent liability is disclosed for (i) Possible obligation which will be confirmed only by future events not wholly within the control of the Trust or (ii) Present obligation arising from past events where it is not probable that an outflow of resources will be required to settle the obligation or a reliable estimate of the amount of the obligation cannot be made

2.8 Provision for advances:

Provision for advances given to various parties is made based on the management's analysis of the recoverability of such advances outstanding as at the balance sheet date. All the advances are subject to confirmation.



MAR BASELIUOS EDUCATIONAL & CHARITABLE TRUST [MBECT]

Regd. No: 293/08/IV, Marthoma Cheria Pally, Kothamangalam, Kerala - 686 691

Income & Expenditure Statement as on 31st March 2022


Particulars	Sch.	Amount	Particulars	Sch.	Amount
To Employees Benefits & Welfare Expenses	D	3,66,23,471.12	By Fee Collection from Students	A	4,75,22,789.36
" Lab Expenses	E	75,663.00	" Miscellaneous Income	B	9,95,227.00
" Office & Administration Expenses	F	24,48,494.99	" Rent	C	1,54,920.00
" Programmes & Meeting Expenses	G	2,10,857.00	" Interest on Deposit		1,55,484.00
" University Fees	H	6,20,000.00	" Online Test - TCS-ION		12,23,609.00
" Vehicle Running Expenses	I	30,15,684.97			
" Educational Aid		1,13,00,250.00			
" Fees & Penalties		25,832.00			
" Generator Expenses		1,23,628.00			
" Insurance Charges		88,349.22			
" Interest & Bank Charges		1,35,86,576.97			
" Library Subscriptions & Journals		56,061.74			
" Placement Cell		1,11,343.00			
" Professional Charges		66,380.00			
" Rates & Taxes		66,076.00			
" Repairs & Maintenance Charges		8,82,623.00			
" Round Off		400.77			
" Security Service Charges		4,11,375.00			
" Software Renewal Charges		1,32,894.45			
" Transportation Charges		6,160.00			
" Travelling & Conveyance Allowances		18,906.00			
" Depreciation		2,06,25,990.33			
			Excess of Expenditure over Income		4,04,44,988.20
Total		9,04,97,017.56	Total		9,04,97,017.56

Date: 28th September 2022

Place: Kothamangalam

UDIN: 22214117AXFTYW8130

As per our report attached


C.A. NOBLE GEORGE B.Com., FCA, DISA(ICA)
Chartered Accountant
M.No. 214117
Mar Thoma Cheriypally Building
Opp. Revenue Tower
Kothamangalam - 686 691



MAR BASELIUOS EDUCATIONAL & CHARITABLE TRUST [MBECT]

Regd. No: 293/08/IV, Marthoma Cheria Pally, Kothamangalam, Kerala - 686 691

Balance Sheet as at 31st March 2022

Liabilities	Amount	Assets	Amount
Capital <i>Corpus Fund</i>	1,000.00	Fixed Assets <i>(As per Schedule XIII)</i>	22,90,39,934.24
Loans & Advances <i>(As per Schedule X)</i>	42,37,74,810.03	Loans & Advances <i>(As per Schedule XIV)</i>	46,27,783.00
Current Liabilities Provisions <i>(As per Schedule XI)</i>	51,90,703.82	Deposits <i>(As per Schedule XV)</i>	5,39,359.00
Other Current Liabilities <i>(As per Schedule XII)</i>	2,42,85,105.00	Cash & Bank Balances <i>(As per Schedule XVI)</i>	81,98,559.39
Reserves & Surplus Carried forward from last year (16,89,59,486.01)		Accrued Income <i>(As per Schedule XVII)</i>	6,13,559.25
Statutory Reserves U/s 11		Prepaid Expenses	8,27,949.77
Current year Excess of Expenditure Over Income (4,04,44,988.20)	(20,94,04,474.21)	<i>(As per Schedule XVIII)</i>	
Total	24,38,47,144.64	Total	24,38,47,144.65

Date: 28th September 2022

Place: Kothamangalam

UDIN: 22214117AXFTYW8130

As per our report attached



NO C.A. NOBLE GEORGE B.Com., FCA, DISA(ICA)
Chartered Accountant
M.No. 214117
Mar Thoma Cheryapally Building
Opp. Revenue Tower
Kothamangalam - 686 691

MAR BASELIOS EDUCATIONAL & CHARITABLE TRUST [MBECT]


Regd. No: 293/08/IV, Marthoma Cheria Pally, Kothamangalam, Kerala - 686 691

Schedules forming part of Balance Sheet, Income & Expenditure as on 31st March 2022

Particulars	Sch.	Amount	
Fee Collection from Students	A		
Accommodation Charges		16,07,399.00	
Admission Fee		1,97,400.00	
Application Fee		56,100.00	
Bus Fee		11,11,732.36	
Establishment Charges		27,500.00	
Fine & Penalties		45,557.00	
Internet Fee		10,77,900.00	
Library Fee		9,55,150.00	
P D Programe Fee		9,10,900.00	
Seminar & Association Fee		9,08,200.00	
Special Fee		8,47,750.00	
Sports & Games Fee		5,69,000.00	
Students' ID Card		150.00	
Tuition Fee		3,57,15,001.00	
Workshop & Lab Fee		34,93,050.00	4,75,22,789.36
Other Incomes	B		
DD Handling Charges		150.00	
Other Income		8,77,497.00	
Scrap Sale		1,17,580.00	9,95,227.00
Rent	C		
Rent - ATM		72,000.00	
Rent - BSNL Tower		28,000.00	
Rent - Canteen		45,000.00	
Rent - Store		9,920.00	1,54,920.00
Employees Benefits & Welfare Expenses	D		
ESI - Employers' Contribution		2,05,676.00	
Extra Duty Allowances		39,350.00	
Gratuity		4,44,409.00	
LoP		(74,18,061.99)	
Other Deductions		(59,12,706.54)	
P F - Administrative Charges		39,411.00	
P F - Employer's Contribution		9,22,013.00	
Salaries & Allowances		4,83,03,380.65	3,66,23,471.12



Particulars	Sch.	Amount	
Lab Expenses	E		
Lab Expense - Civil		16,323.00	
Lab Expense - Electronics		48,153.00	
Lab Expense - Mechanical		11,187.00	75,663.00
Office & Administration Expenses	F		
Advertisement Charges		3,44,505.00	
AMC Charges		1,73,323.99	
Electricity Charges		12,01,616.00	
Legal Charges		8,000.00	
Newspaper & Periodicals		23,375.00	
Office Expenses		1,36,506.00	
Postage & Courier Charges		2,516.00	
Printing & Stationery		3,14,839.00	
Professional Tax - Employers' Contribution		6,460.00	
Refreshment Expenses		60,640.00	
Telephone & Internet Charges		1,76,714.00	24,48,494.99
Programmes & Meeting Expenses	G		
Programmes & Meeting Expenses		2,10,857.00	2,10,857.00
University Fees	H		
University Affiliation Fee - KTU		6,20,000.00	6,20,000.00
Vehicle Running Expenses	I		
Activa Expenses - KL 44H 1047		2,155.46	
Bus Expenses - KL 07Q 2265		1,800.00	
Bus Expenses - KL 07Q 2476		1,200.00	
Bus Expenses - KL 44A 2945		3,41,033.20	
Bus Expenses - KL 44B 55		4,62,648.53	
Bus Expenses - KL 44B 6883		3,94,074.06	
Bus Expenses - KL 44C 2182		3,17,953.35	
Bus Expenses - KL 44C 3366		4,77,290.00	
Bus Expenses - KL 44D 1888		4,75,519.45	
Bus Expenses - KL 44D 8218		3,39,581.95	
Innova Expenses - KL 44 9696		2,02,428.97	30,15,684.97
Capital			
Corpus Fund		1,000.00	1,000.00
Loans & Advances	X		
Federal Bank OD A/c No: 10085600006745		3,46,31,468.92	
TL A/c No: 10086900011112		2,17,76,256.05	



Particulars	Sch.	Amount	
TL A/c No: 10087100010375		70,17,006.38	
TL A/c No: 10087100010383		35,62,930.73	
TL A/c No: 10087100010391		48,57,099.66	
TL A/c No: 10087100010409		34,00,906.38	
TL A/c No: 10087100010425		1,09,06,214.81	
TL A/c No: 10087100010433		7,83,488.45	
TL A/c No: 10087100010474		2,98,19,181.65	
Mar Thoma Cheriya Pally		30,35,20,257.00	
Mar Baselios Dental College		35,00,000.00	42,37,74,810.03
Current Liabilities			
Provisions	XI		
E - Grants Payable		1,30,000.00	
Electricity Charges Payable		1,41,647.00	
ESI - Employees' Contribution		4,534.00	
Extra Duty Allowances Payable		5,041.00	
Labour Welfare Fund		11,31,049.82	
Newspaper & Periodicals Payable		9,830.00	
P F - Employees' Contribution		73,435.00	
Postage & Courier Charges Payable		89.00	
Salaries & Allowances Payable		31,96,340.00	
Security Service Charges Payable		34,526.00	
TDS Payable		52,326.00	
Telephone & Internet Charges Payable		8,223.00	
Vehicle Running Expenses Payable		4,03,663.00	51,90,703.82
Other Current Liabilities	XII		
AICTE-SPICES Club		1,00,000.00	
Caution Deposit		96,67,100.00	
College Development Fund		1,61,819.00	
Deposits & Advances		16,71,768.00	
Donations		3,745.00	
Educational Loan - DD		1,34,979.00	
Interest Free Deposit		20,00,000.00	
Mapathon Keralam, Kothamangalam Municipality		50,000.00	
P T A Fee		8,33,112.00	
Pradhan Mantri Kaushal Vikas Yojana		1,54,980.00	
Refundable Deposit		19,49,000.00	
Reserve U/s 11(2)		71,00,000.00	



Particulars	Sch.	Amount	
University Exam Fee		4,33,662.00	
Unnat Bharath Abhiyan		24,940.00	2,42,85,105.00
Loans & Advances	XIV		
Advanced Skill Acquisition Programme		(1,38,898.00)	
Advances		3,16,275.00	
Amcobond - Main Gate Work		8,00,000.00	
Anil Kumar		6,58,900.00	
Babu - Basket Ball Court		17,500.00	
Group I Security Service		1,50,000.00	
Joy Antony - Boys' Hostel Electrical Work		8,800.00	
Joy Antony - LH, OB, MB Electrical Work		1,32,864.00	
M/s Universal Machine Tools		45,000.00	
M/s Xentura Engineering & Consultancy Services LLP		45,000.00	
Manoj - Tress Work		17,85,979.00	
Saji George - OB, MB & LH Tiles Work		7,38,803.00	
Salary Advances		810.00	
Scholarship Received From DTE		66,750.00	46,27,783.00
Deposits	XV		
Electricity Deposit		19,460.00	
Fixed Deposit - Federal Bank		3,00,000.00	
KSEB - HT Deposit		2,00,000.00	
LPG Deposit		1,700.00	
Telephone Deposit		18,199.00	5,39,359.00
Cash & Bank Balances	XVI		
Cash-in-hand		1,98,132.37	
Canara Bank SB A/c No: 0712101036545		73,13,148.92	
Canara Bank SB A/c No: 110016492697		959.00	
Federal Bank SB A/c No: 10080100305507		1,71,002.22	
Federal Bank SB A/c No: 10080100381755		663.93	
SBI A/c No: 30995500814		5,14,652.95	81,98,559.39
Accrued Income	XVII		
Accommodation Charges Receivable		3,42,900.00	
Deen Dayal Upadhyaya Grameen Kaushalya Yojana		80,000.00	
TDS & TCS Receivable		1,90,659.25	6,13,559.25
Prepaid Expenses	XVIII		
Prepaid Expense - AMC		85,705.40	
Prepaid Expense - Insurance		4,94,410.51	



Particulars	Sch.	Amount	
Prepaid Expense - Library Subscription & Journals		7,964.31	
Prepaid Expense - Software Renewal		2,39,869.55	8,27,949.77




MAR BASELIOS EDUCATIONAL & CHARITABLE TRUST [MBECT]

Depreciation Statement for the year ended 31-Mar-22

Sl No	Name of Item	Balance as on 01-Apr-21	Additions		Deletions	Total	Depreciation		Balance as on 31-Mar-22
			> 180 Days	< 180 Days			Rate	Amount	
Building									
1	Borewell & Drinking Well	2,07,829.77	-	-	-	2,07,829.77	10%	20,782.98	1,87,046.80
2	Boys' Hostel	1,97,30,626.46	-	-	-	1,97,30,626.46	10%	19,73,062.65	1,77,57,563.81
3	Bus Shed	76,042.58	-	-	-	76,042.58	10%	7,604.26	68,438.32
4	Canteen	5,75,215.60	-	-	-	5,75,215.60	10%	57,521.56	5,17,694.04
5	Compound & Compound Wall	1,02,72,827.71	-	-	-	1,02,72,827.71	10%	10,27,282.77	92,45,544.94
6	Drainage	4,27,357.83	-	-	-	4,27,357.83	10%	42,735.78	3,84,622.04
7	Lab	12,40,558.05	-	-	-	12,40,558.05	10%	1,24,055.80	11,16,502.24
8	Ladies Hostel	1,93,62,338.53	-	-	-	1,93,62,338.53	10%	19,36,233.85	1,74,26,104.68
9	Main Block	8,70,73,804.73	-	-	-	8,70,73,804.73	10%	87,07,380.47	7,83,66,424.26
10	Water Tank	1,01,618.85	-	-	-	1,01,618.85	10%	10,161.88	91,456.96
11	Workshop	1,53,94,557.74	-	-	-	1,53,94,557.74	10%	15,39,455.77	1,38,55,101.96
	Sub Total	15,44,62,777.83	-	-	-	15,44,62,777.83		1,54,46,277.78	13,90,16,500.05
Computer & Accessories									
12	Computer & Accessories	1,07,068.93	1,12,568.00	1,10,159.00	-	3,29,795.93	60%	1,64,829.86	1,64,966.07
13	LCD Projector	79,167.04	-	-	-	79,167.04	60%	47,500.22	31,666.82
14	Printer & Faxes	1,691.22	-	45,300.00	-	46,991.22	60%	14,604.73	32,386.49
15	Software	52,166.71	-	-	-	52,166.71	60%	31,300.03	20,866.68
	Sub Total	2,40,093.90	1,12,568.00	1,55,459.00	-	5,08,120.90		2,58,234.84	2,49,886.06
Electrical & Fittings									
16	Air Conditioner	6,75,446.18	-	77,000.00	-	7,52,446.18	15%	1,07,091.93	6,45,354.25
17	Camera & Accessories	2,39,118.01	-	25,460.00	-	2,64,578.01	15%	37,777.20	2,26,800.81
18	Electrical & Fittings	47,86,377.20	-	59,597.00	-	48,45,974.20	15%	7,22,426.36	41,23,547.85
19	Electricity - HT (Sub-Station)	7,02,246.47	-	-	-	7,02,246.47	15%	1,05,336.97	5,96,909.50
20	Freezer	-	15,500.00	-	-	15,500.00	15%	2,325.00	13,175.00
21	Intercom	14,894.95	-	-	-	14,894.95	15%	2,234.24	12,660.71
22	Network	6,28,376.59	-	-	-	6,28,376.59	15%	94,256.49	5,34,120.10



Sl No	Name of Item	Balance as on 01-Apr-21	Additions		Deletions	Total	Depreciation		Balance as on 31-Mar-22
			> 180 Days	< 180 Days			Rate	Amount	
23	Pumpset	46,613.18	-	-	-	46,613.18	15%	6,991.98	39,621.21
24	Speaker & Mike	94,616.23	-	-	-	94,616.23	15%	14,192.43	80,423.79
25	Television	64,024.07	-	-	-	64,024.07	15%	9,603.61	54,420.46
26	Water Cooler	74,522.92	-	-	-	74,522.92	15%	11,178.44	63,344.48
27	Water Purifier	1,112.01	-	-	-	1,112.01	15%	166.80	945.21
	Sub Total	73,27,347.82	15,500.00	1,62,057.00	-	75,04,904.82		11,13,581.45	63,91,323.37
Furniture & Fittings									
28	Drawing & Writing Board	18,380.62	-	-	-	18,380.62	15%	2,757.09	15,623.53
29	Furniture & Fittings	1,05,86,294.63	-	2,65,730.00	-	1,08,52,024.63	10%	10,71,915.96	97,80,108.66
	Sub Total	1,06,04,675.25	-	2,65,730.00	-	1,08,70,405.25		10,74,673.06	97,95,732.19
Lab Equipments									
30	Civil	14,83,913.08	-	1,24,278.00	-	16,08,191.08	15%	2,31,907.81	13,76,283.27
31	Computer	14,33,035.82	-	-	-	14,33,035.82	15%	2,14,955.37	12,18,080.44
32	Electrical	14,53,796.23	-	-	-	14,53,796.23	15%	2,18,069.44	12,35,726.80
33	Electronics	8,32,132.70	-	53,100.00	-	8,85,232.70	15%	1,28,802.41	7,56,430.30
34	Mechanical	64,27,288.14	-	-	-	64,27,288.14	15%	9,64,093.22	54,63,194.92
35	Science & Humanities	96,421.99	-	-	-	96,421.99	15%	14,463.30	81,958.69
	Sub Total	1,17,26,587.96	-	1,77,378.00	-	1,19,03,965.96		17,72,291.54	1,01,31,674.41
Land									
36	Land & Development	5,81,76,060.00	-	-	-	5,81,76,060.00	0%	-	5,81,76,060.00
	Sub Total	5,81,76,060.00	-	-	-	5,81,76,060.00		-	5,81,76,060.00
Library Books & Journals									
37	Library Books	1,02,087.74	2,844.00	45,259.00	-	1,50,190.74	60%	76,536.75	73,654.00
	Sub Total	1,02,087.74	2,844.00	45,259.00	-	1,50,190.74		76,536.75	73,654.00
Plant & Machinery									
38	Biogas Plant	19,868.75	-	-	-	19,868.75	15%	2,980.31	16,888.44
39	Brush cutter	10,115.00	-	-	-	10,115.00	15%	1,517.25	8,597.75
40	Canteen Utensils	94,343.34	-	-	-	94,343.34	15%	14,151.50	80,191.84
41	Currency Counting Machine	9,082.41	-	-	-	9,082.41	15%	1,362.36	7,720.05



SI No	Name of Item	Balance as on 01-Apr-21	Additions		Deletions	Total	Depreciation		Balance as on 31-Mar-22
			> 180 Days	< 180 Days			Rate	Amount	
42	Elevator	14,30,184.53	3,450.00	2,17,300.00	-	16,50,934.53	15%	2,31,342.68	14,19,591.85
43	Fax Machine	1,916.96	-	-	-	1,916.96	15%	287.54	1,629.42
44	Fire Extinguisher	3,192.26	-	-	-	3,192.26	15%	478.84	2,713.42
45	Generator	71,092.44	-	-	-	71,092.44	15%	10,663.87	60,428.57
46	Hostel Utensils	2,040.64	-	-	-	2,040.64	15%	306.10	1,734.54
47	Invertor	2,02,627.58	-	-	-	2,02,627.58	15%	30,394.14	1,72,233.45
48	Punching Machine	3,290.05	-	-	-	3,290.05	15%	493.51	2,796.54
49	Telephone & Accessories	61,411.85	-	-	-	61,411.85	15%	9,211.78	52,200.07
50	Vacuum Cleaner	9,022.84	-	-	-	9,022.84	15%	1,353.43	7,669.41
51	Waste Burning Plant	89,481.08	-	-	-	89,481.08	15%	13,422.16	76,058.92
52	Weighing Balance	6,698.53	-	-	-	6,698.53	15%	1,004.78	5,693.75
53	Xerox Machine	1,63,103.67	-	-	-	1,63,103.67	15%	24,465.55	1,38,638.12
	Sub Total	21,77,471.92	3,450.00	2,17,300.00	-	23,98,221.92		3,43,435.79	20,54,786.13
Vehicles									
54	Activa KL 44H 1047	-	-	85,766.00	-	85,766.00	15%	6,432.45	79,333.55
55	KL 07Q 2265	21,000.00	-	-	-	21,000.00	0%	-	21,000.00
56	KL 07Q 2476	21,000.00	-	-	-	21,000.00	0%	-	21,000.00
57	Bus - KL 44A 2945	2,79,163.54	-	-	-	2,79,163.54	15%	41,874.53	2,37,289.01
58	Bus - KL 44B 55	4,56,131.03	-	-	-	4,56,131.03	15%	68,419.65	3,87,711.37
59	Bus - KL 44B 6883	5,78,768.56	-	-	-	5,78,768.56	15%	86,815.28	4,91,953.28
60	Bus - KL 44C 3366	6,15,762.94	-	-	-	6,15,762.94	15%	92,364.44	5,23,398.50
61	Bus - KL 44D 1888	8,83,688.67	-	-	-	8,83,688.67	15%	1,32,553.30	7,51,135.37
62	Bus - KL 44D 8218	6,01,884.33	-	-	-	6,01,884.33	15%	90,282.65	5,11,601.68
63	Innova - KL 44B 9696	1,48,112.08	-	-	-	1,48,112.08	15%	22,216.81	1,25,895.27
	Sub Total	36,05,511.15	-	85,766.00	-	36,91,277.15		5,40,959.12	31,50,318.03
	Total	24,84,22,613.57	1,34,362.00	11,08,949.00	-	24,96,65,924.57		2,06,25,990.33	22,90,39,934.24